



# Community Development

---

*2015 Snapshot Presentation of Priorities, Activities, and Results*

## NPC #9

Presenters:

*Chris Lussier*

*Community Development Division*

*City of Battle Creek*



Mission for Battle Creek City Government:

**To ensure a safe, prosperous and culturally enriched community.**

Vision for Battle Creek City Government

**We envision Battle Creek as an extraordinary community where people choose to live, work and play.**



## The **Community Development Division** coordinates planning and administers federal grants from the **Department of Housing & Urban Development (HUD)**.

- *Community Development Block Grants (CDBG)*     *\$1.1 Million*
- *HOME Investment Partnership (HOME)*     *\$211,000*
- *Neighborhood Stabilization Program (NSP)*     *\$389,000*
- *Hardest Hit funds – Demolition*     *\$250,000*



# High Priority Community Needs



Improve property conditions in low and moderate income neighborhoods



Reduce blighted vacant and abandoned buildings



Ensure safety of rental housing



Develop and help people access affordable housing



Improve Fair Housing awareness and accountability



Increase community engagement



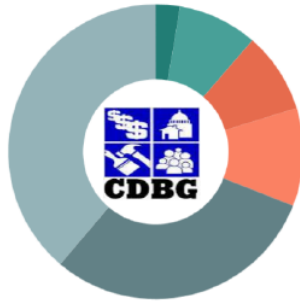
Infrastructure improvements and placemaking



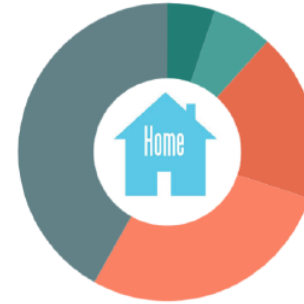
Support collaborative homelessness efforts



# City of Battle Creek Community Development 2015



- Demolition (3%)
- Administration (9%)
- Streets (9%)
- Strategic Planning (11%)
- Code Enforcement (30%)
- Minor Home Repair (39%)



- Administration (5%)
- Tenant Based Rental Assistance (7%)
- Homebuyer Rehab (18%)
- Homeowner Rehab (28%)
- Rental Rehab (42%)

CDBG Funding \$1,131,000

HOME Funding \$409,000

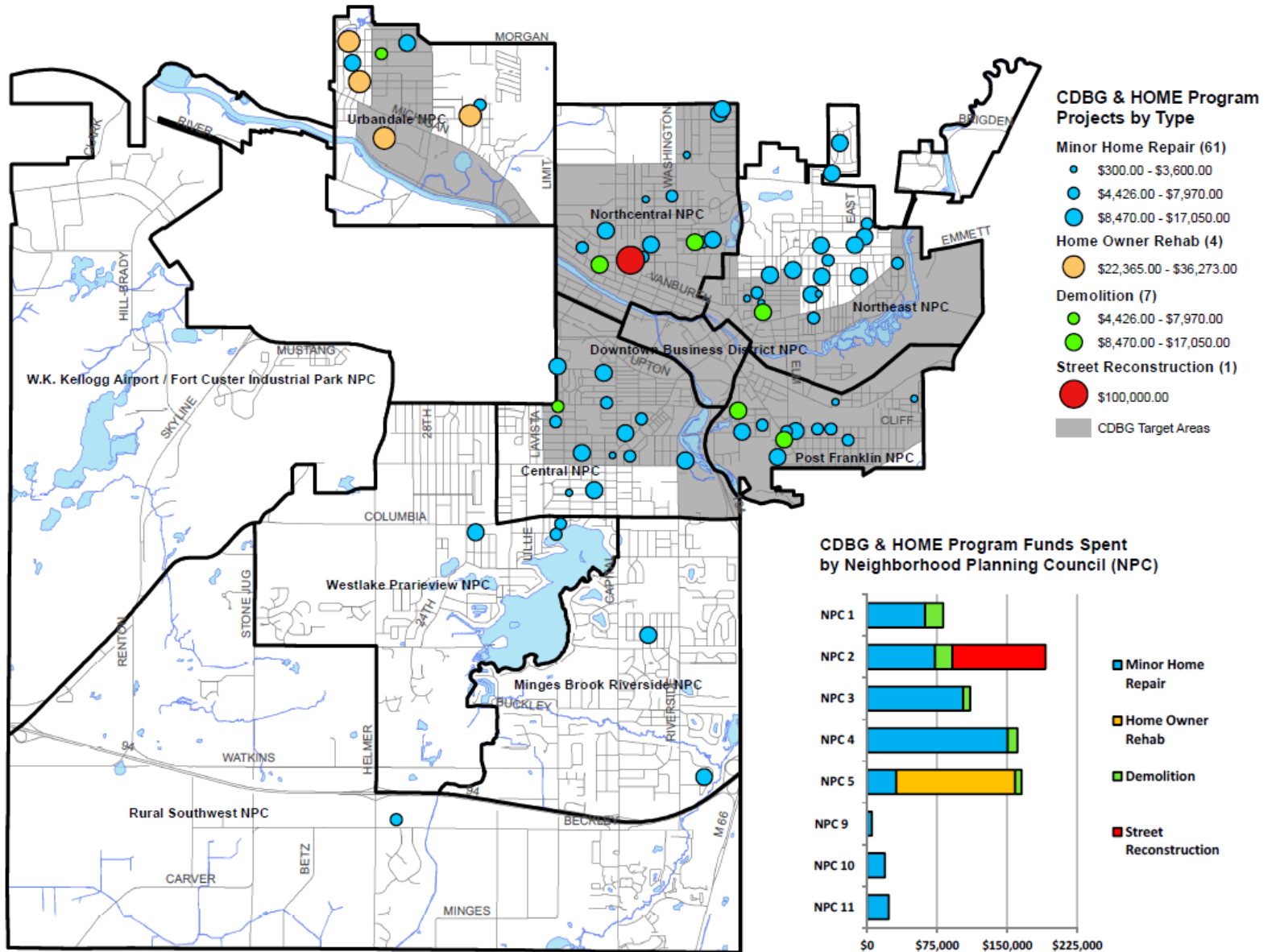
\* HOME funding includes \$198,000 reallocated from previous years



# Community Development Snapshot

Healthy Neighborhoods: Our Common Commitment

## 2014 Community Development Target Areas: CDBG and HOME Funded Projects by Type, Amount, and NPC





<b>City-wide Neighborhood Dashboard (2015)</b>		
<b>Neighborhood Indicator</b>	<b>% Change</b>	<b>Grade</b>
Junk/Trash	6%	
Housing Violations	418%	
Home Sales Rate	12%	
Median Sales Price	0%	
Bank Foreclosures	-28%	
Tax Foreclosures	-17%	
Long-term Vacants	36%	
New Vacants	13%	
Overall Risk Scores	-7%	



# NPC #9

## 2010 Census Data

Area	11.52 square miles
Total Population	5,078
Households	2,393
Housing Units	2,661
Vacant Units	268 (10.1%)





# Housing Characteristics NPC #9

	<u>2015</u>	<u>Citywide</u>
Homeowner Occupied	29.0%	61.1%
Renters	71.0%	38.9%
Vacant	10.1%	15.4%

Median Housing Value    \$144,466            \$84,400

38% built before 1979, 2% before 1939

2.3% valued by the Census under \$50,000



# Key Issues from 2014

**Jobs:** #1 issue: 62.5% of NPC 9 residents said that Job Opportunities were a high priority

- Supports the efforts of BC Vision and its emphasis on workforce development

**Infrastructure Improvements:** 60.6% of NPC 5 residents prioritized Street Improvements highly

**Comments from the Fall 2014 CD Survey:**

“Better roads”

“Sidewalks/bike lands along Stone Jug Road”

“Sideswalks on Stone Jug Road & better speed enforcement on such roads. Why no painted stripping on paved roads?”



# Question & Ideas

- What from this presentation speaks to you?
- What's working?
- What's missing?
- What would you like to see done differently?



# Contact Information

Chris Lussier

City of Battle Creek

269-966-3267

[cplussier@battlecreekmi.gov](mailto:cplussier@battlecreekmi.gov)